


**AUDIT REPORT**

**AS ON 30<sup>TH</sup> JUNE 2016**

**FINANCIAL STATEMENTS  
OF  
ALAMGIR WELFARE TRUST  
INTERNATIONAL**

**PREPARED BY**



**MUSTAFA AHMAD & CO.**  
Chartered Accountants



**MUSTAFA AHMAD & CO.**

**CHARTERED ACCOUNTANTS**


**AUDITOR'S REPORT TO TRUSTEES**


We have audited the annexed Balance Sheet of Alamgir Welfare Trust International, Karachi as at June 30, 2016 and the related Income and Expenditure Account, and notes to the accounts for the period then ended.

It is the responsibility of the trustees to establish and maintain a system of internal control, and prepare and present the above said statements in conformity with the approved accounting standards. Our responsibility is to express an opinion on these statements based on our audit.

We conducted our audit in accordance with the auditing standards as applicable in Pakistan. These standards require that we plan and perform the audit to obtain reasonable assurance about whether the above said statements are free of any material misstatement. An audit includes examining, on a test basis, evidence supporting the amounts and disclosures in the above said statements. An audit also includes assessing the accounting policies and significant estimates made by management, as well as, evaluating the overall presentation of the above mentioned statements.

We state that in our opinion the financial statements present fairly in all material respects the financial position of Alamgir Welfare Trust International as at 30<sup>th</sup> June 2016 and of its surplus/deficit for the period then ended in accordance with the approved accounting standards as applicable in Pakistan.

  
**Mustafa Ahmad & Co.**  
Chartered Accountants



Date: 21/12/2016  
Karachi




**ALAMGIR WELFARE TRUST INTERNATIONAL**  
**BALANCE SHEET**  
AS ON 30TH JUNE 2016

ASSETS AND LIABILITIES	NOTE	2016 RUPEES	2015 RUPEES
<b><u>OPERATING FIXED ASSETS</u></b>			
AT COST	3	204,989,083	191,639,747
LESS: DEPRECIATION		204,989,083	191,639,747
<b><u>CURRENT ASSETS</u></b>			
REFUNDABLE DEPOSITS	4	1,682,700	1,682,700
ADVANCES AND RECEIVABLES	5	15,469,046	11,435,995
INVESTMENT	6	858,267,052	786,574,074
CASH & BANK BALANCES	7	634,545,178	476,335,716
		1,509,963,976	1,276,028,485
<b><u>CURRENT LIABILITIES</u></b>			
ACCRUED, PAYABLE & REFUNDABLE	8	11,475,312	15,498,346
		1,703,477,747	1,452,169,887


GENERAL FUNDS	NOTE	2016 RUPEES	2015 RUPEES
<b><u>GENERAL FUNDS</u></b>			
ACCUMULATED FUNDS	9	113,430,038	97,920,180
ACCUMULATED SURPLUS / (DEFICIT) A/C	10	1,590,047,709	1,354,249,707
		1,703,477,747	1,452,169,887

\*ANNEXED NOTES FORM AN INTEGRAL PART OF THESE FINANCIAL STATEMENT

  
**JOINT SECRETARY FINANCE**

  
**GENERAL SECRETARY**

  
**CHAIRMAN**

  
**MUSTAFA AHMAD & CO**  
(CHARTERED ACCOUNTANTS)  
Auditor's Report Attached




**ALAMGIR WELFARE TRUST INTERNATIONAL**  
**INCOME AND EXPENDITURE ACCOUNT**  
 FOR THE YEAR ENDED 30TH JUNE, 2016

PARTICULARS	2016 RUPEES	2015 RUPEES
<b>INCOME</b>		
ZAKAT / SADQA COLLECTIONS	345,617,477	331,411,216
SAAFI / ATIYYA COLLECTIONS	239,024,956	202,388,693
BAKRA / COW QURBANI COLLECTIONS	47,602,490	40,998,650
AHCC PARTICIPATION DONATION RECEIVED	2,585,665	2,307,754
SADQA ANIMALS COLLECTIONS	363,302,028	321,401,696
ZAKAT / SADQA FUNDS UTILIZED	98,418,373	48,357,352
SAAFI / ATIYYA FUNDS UTILIZED	95,741,928	56,018,070
SADQA JARIA FUNDS UTILIZED	46,955,336	29,217,179
UNREALISED GAIN ON INVESTMENT	3,832,585	5,490,256
PROFIT SHARIAH (HALAL) FROM BANK	80,391,110	87,718,854
GAIN ON FCR EXCHANGE	867,134	799,527
	<b>1,324,339,081</b>	<b>1,126,109,247</b>
<b>LESS: EXPENDITURE</b>		
ZAKAT / SADQA DISBURSEMENT	135,599,011	49,964,053
SAAFI / ATIYYA DISBURSEMENT	327,313,530	258,550,968
BAKRA / COW QURBANI DISBURSEMENT	29,981,149	25,984,800
SADQA JARIA DISBURSEMENT	42,031,007	29,217,179
PATIENT PARTICIPATION DONATION PAID	2,400,573	2,307,754
SADQA ANIMALS	192,254,414	169,207,463
STAFF SALARIES	29,711,760	27,813,975
FUEL & LUBRICANTS	7,722,043	8,258,772
REPAIR & MAINTENANCE	4,486,774	4,388,671
STAFF WELFARE	4,245,005	3,008,703
MISC: EXPENSES	2,585,470	2,339,526
PUBLICITY/ ADVERTISEMENT	23,630,791	20,046,619
DEPRECIATION	6,143,223	5,575,013
OTHER EXPENSES	5,290,717	8,153,111
MEDICAL / HOSPITAL ATIYYA	2,423,558	1,830,062
AANAT FUND	300,500	423,500
OFFICE EXPENSES	15,757,218	12,544,065
RENTS/ RATES/ TAXES	401,118	245,354
HOSPITAL LAB - ZAKAT	145,825,587	125,128,440
MEDICINES - ZAKAT	108,951,944	93,195,906
CAPITAL OFFICE EXPENSES	1,485,687	1,769,886
	<b>1,088,541,079</b>	<b>849,953,821</b>
<b>SURPLUS CARRIED FORWARD TO</b>	<b>235,798,002</b>	<b>276,155,426</b>
<b>ACCUMULATED SURPLUS / (DEFICIT) A/C</b>		

\*ANNEXED NOTES FORM AN INTEGRAL PART OF THESE FINANCIAL STATEMENT



JOINT SECRETARY FINANCE



GENERAL SECRETARY



CHAIRMAN



MUSTAFA AHMAD & CO  
 CHARTERED ACCOUNTANTS

Auditor's Report Attached





# ALAMGIR WELFARE TRUST INTERNATIONAL

ALAMGIR MASJID BAHADURABAD, KARACHI

## NOTES TO THE FINANCIAL STATEMENTS

FOR THE YEAR ENDED 30<sup>TH</sup> JUNE 2016



### 1. STATUS AND NATURE


ALAMGIR WELFARE TRUST INTERNATIONAL is a welfare organization registered as per Registration Certificate No. 164/IV dated 18<sup>th</sup> July 1995.

#### 1.1 TRUST AND ITS MEMBERS

The foundation of this trust has been conceived and the foundation stone laid by Mr. Anwar Nasim Chandna (Late) S/o Mr. Abdul Khaliq.

The following persons are the founding members of the Board of Trustees:

- |    |  |  |
|----|--|--|
| 1. | <b>Nisar Ahmed Choudhary S/o</b><br>Muhammad Ishaq Choudhary | <br><b>Member Trustee</b> |
| 2. | <b>Shamim Ahmed Chandna S/o</b><br>Abdul Khaliq              | <br><b>Member Trustee</b> |
| 3. | <b>Rehan Yaseen S/o</b><br>Muhammad Yaseen                   | <b>Member Trustee</b>  |
| 4. | <b>Muhammad Shakeel S/o</b><br>Hakeem Muhammad               | <b>Member Trustee</b>  |



## 2. SIGNIFICANT ACCOUNTING POLICIES

### 2.1 Accounting Conventions

These Accounts have been prepared under the historical cost convention.

### 2.2 Fixed Assets

Fixed assets are stated at cost less depreciation, except land and capital-work in progress which is valued on cost. Depreciation is charged using the reducing balance method, at the rates specified in the fixed asset schedule. Full year's depreciation is charged in the year of acquisition or capitalization of a fixed asset and none is charged on the fixed assets being disposed of during the year. Gain or loss on sale is recognized in the Income and Expenditure Statement.

### 2.3 Banking Operations

The bank accounts(s) shall be maintained in any Pakistani Scheduled Bank and it shall be operated by the signature of at least two members of the Board.

### 2.4 Financial Year

The books of accounts shall be closed on the 30<sup>th</sup> of June every year.

### 2.5 Investments

Gain on investments is recognized in the Income and Expenditure Statement.

### 2.6 Restricted Funds/Special Funds

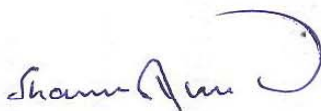
Funds collected for a specific purpose and being used on such are disclosed in the Statement of Affairs as Accumulated Funds. Collections and disbursements of such are recorded in the Income and Expenditure Statement.

### 2.7 Other Accounting Policies

Other Accounting Policies shall be framed as and when their need arises.



**JOINT SECRETARY FINANCE**



**GENERAL SECRETARY**



**CHAIRMAN**



3. FIXED ASSETS - TANGIBLE

DESPCRPTION	W. D. VALUE		ADDITION	DELETION	TOTAL BALANCE	RATE	DEPRECIATION AMOUNT	W. D. VALUE	
	30-Jun-15	30-Jun-16						30-Jun-16	30-Jun-16
LAND & BUILDING	159,870,978		10,591,990		170,462,968	0%	-	170,462,968	
FURNITURE & FIXTURES	132,381				132,381	15%	19,857	112,523	
OFFICE EQUIPMENT	592,441		84,700		677,141	15%	111,333	565,809	
OTHER EQUIPMENTS	2,427,473		306,900		2,734,373	15%	416,662	2,317,711	
AMBULANCES	6,828,899			264,998	6,563,901	15%	984,585	5,579,316	
COFFIN CARRIER	596,162				596,162	15%	89,424	506,738	
PRIVATE CARRIAGE	2,856,172		1,474,800		4,330,972	15%	649,646	3,681,326	
MOTOR CYCLE	272,576		183,760		456,336	15%	68,450	387,885	
DELIVERY VANS	6,446,491		2,021,806	55,728	8,412,569	15%	1,261,885	7,150,683	
MEDICAL EQUIPMENT	8,542,707		5,149,329		13,692,036	15%	2,080,360	11,611,676	
OTHER ASSETS	3,073,469				3,073,469	15%	461,020	2,612,449	
	<b>191,639,747</b>		<b>19,813,285</b>	<b>320,726</b>	<b>211,132,306</b>		<b>6,143,223</b>	<b>204,989,083</b>	



DESCRIPTION	2016 RUPEES	2015 RUPEES
SHOP # 5	750,000	750,000
SHOP NO.1 (MAIN OFFICE)	300,000	300,000
SHOP # 6	150,000	150,000
MEDICAL AID CENTER # 1	280,000	280,000
MEDICAL AID CENTER # 2	200,000	200,000
SAFE (LOCKERS)	2,700	2,700
	<u>1,682,700</u>	<u>1,682,700</u>

**5. ADVANCES AND RECEIVABLE**

DESCRIPTION	2016 RUPEES	2015 RUPEES
LOAN ACCOUNTS	559,990	559,990
LOAN TO STAFF	1,189,610	1,345,715
A/C RECEIVABLE	74,100	74,100
ADVANCES TO PARTY	10,673,872	6,484,716
WITH HOLDING TAXES	2,971,474	2,971,474
	<u>15,469,046</u>	<u>11,435,995</u>

**6. INVESTMENTS**

DESCRIPTION	2016 RUPEES	2015 RUPEES
CDC TRUSTEE MEEZAN ISLAMIC FUND	12,070,993	10,325,851
CDC TRUSTEE MPF MAAP - III	10,779,041	-
CDC TRUSTEE MPF MAAP - III (ZAKAT)	11,308,402	-
AL-BARAKA TERM DEPOSIT	85,645,917	80,000,000
BURJ BACK TERM DEPOSIT	20,000,000	20,000,000
MEEZAN BANK CO-II -A	175,828,407	166,022,251
MEEZAN BANK CO-II -Z	542,634,292	510,225,972
	<u>858,267,052</u>	<u>786,574,074</u>

**7. CASH & BANK BALANCES**

DESCRIPTION	2016 RUPEES	2015 RUPEES
<b>CASH BALANCES</b>		
CASH FOR BANK - ATTIYA	315,347	691,055
CASH FOR BANK - ZAKAT	2,543,980	1,142,858
FCR - MISC FOREIGN CURRENCIES	314,000	26,184
PETTY CASH - ATTIYA	611,697	466,887
PETTY CASH - ZAKAT	38,798	37,988
PETTY CASH -ISB	100,000	100,000
<b>BANK BALANCES</b>		
CHQ FOR BANK - ZAKAT	2,350,732	6,853,517
CHQ FOR BANK-ATTIYA	688,330	302,376
DEBIT CARD	4,215	108,294
ABL A/C# 10032110690017	642,781	4,614,908
BANK ISLAM# 100500325300201	29,432,865	9,453,954
HBL 3050-40	2,410,653	3,058,279
BURJ BANK 486000004	14,020,789	14,040,977
AL-BARAKA BANK A/C # 9829011	2,299,222	1,976,263
MCB A/C# 5130-2 (ZAKA T)	11,407,624	33,792,940
MCB A/C# 5906-6	7,870,200	14,108,151
MCB ISB AC# 1830-3	2,185,038	4,659,883
MCB-DOLLAR A/C FCD-10	13,296,615	16,569,174
MEEZAN A (BAHADURABAD) KMA NC 435-20	5,678,130	4,970,056
MEEZAN ALAMGIR RD AC # 262303	199,873,550	127,437,671
MEEZAN DOLLAR AC # 100262323	11,898,194	11,431,866
MEEZAN BANK-Z KMA NC 435-16	317,749,285	212,771,332
MEEZAN-A ISB KMA A/C 435-8	8,783,673	7,697,311
UBL Ac# 2107353385 (APA)	29,460	23,794
	<u>634,545,178</u>	<u>476,335,716</u>



8. ACCRUED, PAYABLE & REFUNDABLE


DESCRIPTION	2016 RUPEES	2015 RUPEES
SALARIES PAYABLE	2,605,986	2,306,590
UNCLAIMED SALARIES PAYABLE	397,309	339,851
UNCLAIMED CHEQUES - ZAKAT	107,126	107,126
UNCLAIMED CHEQUES - ATTIYA	10,000	-
AGAINST MEDICAL ITEMS	5,004,891	9,969,779
TALEEM UL QURAN PAYABLE	3,350,000	2,775,000
	<u>11,475,312</u>	<u>15,498,346</u>


9. ACCUMULATED FUNDS

DESCRIPTION	2016 RUPEES	2015 RUPEES
ZAKAT / SADQA FUNDS	(97,637,170)	(84,317,332)
SAAFI / ATTIYA	116,676,546	101,229,817
SADQA JARIA FUNDS	92,393,947	79,304,483
SPECIAL EMPLOYEE FUND	1,996,715	1,703,213
	<u>113,430,038</u>	<u>97,920,180</u>


10. ACCUMULATED SURPLUS / (DEFICIT) A/C

DESCRIPTION	2016 RUPEES	2015 RUPEES
Op. Balance	1,354,249,707	1,078,094,280
Surplus (Deficit)	235,798,002	276,155,426
	<u>1,590,047,709</u>	<u>1,354,249,707</u>

  
JOINT SECRETARY FINANCE

  
GENERAL SECRETARY

  
CHAIRMAN

  
MUSTAFA AHMAD & CO  
(CHARTERED ACCOUNTANTS)  
Auditor's Report Attached

